









Posting a question in the Forum

1. Assuming you have already registered to the site, Login with your **userid** and **password**.
2. Click on **Forums** and you will see the following display

English Speaking Visitors				
Forum	Topics	Posts	Last Post	
 Burkina Faso Information This forum is for all general questions about Burkina Faso. Moderator casmrl	8	22	Mon Mar 14, 2005 5:28 pm casmrl →	
 Burkina Faso culture and customs Specific questions about Burkina Faso culture and customs should be posted here. Moderator casmrl	4	9	Mon Mar 07, 2005 3:56 am buffy →	
 Share your Burkina Faso experience This section is for all tourists and Peace Corps workers who want to share their experience about Burkina Faso. Moderator casmrl	1	2	Tue Mar 22, 2005 1:53 pm casmrl →	
 Friends and Pen-pals If you are interested in friendship and exchange with people from Burkina Faso, this is the place. Moderator casmrl	3	4	Wed Mar 23, 2005 2:36 am MEDA →	

3. Click on the Forum you want to post the information in:
4. Click on **NewTopic** to add a topic

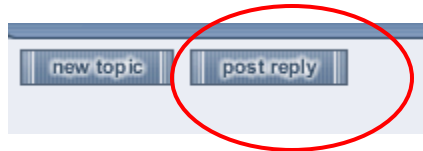
[Quaganet.com Forum Index](#) -> [Burkina Faso culture and customs](#)
[Mark all topics read](#)

Burkina Faso culture and customs					
Topics	Replies	Author	Views	Last Post	
 various languages/dialects in the region of Burkina Faso	0	buffy	106	Mon Mar 07, 2005 3:56 am buffy →	
 animism and meditation	0	rasta	80	Thu Mar 03, 2005 8:51 am rasta →	
 There are no tribes in Burkina Faso. Read about it !	4	casmrl	1611	Thu Jan 01, 2004 10:13 am casmrl →	
 Fairy tales, folklore, and cliches	1	cott	821	Wed May 07, 2003 10:36 am dipama →	

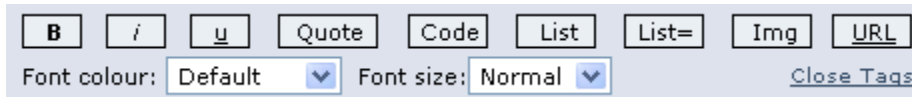
Display topics from previous:

How to reply to a posted message:

1. Login to the site using your userid and password.
2. On the main page, you may see a topic already displayed in latest post.
Alternatively, click on Forums, and then click on a topic.
3. Read the message and if you want to reply, click on the **post reply** button.



How to embellish your posted message:



Sometimes you may want to bold some passages, underline a word, insert a URL, or quote an author.

1. Type the message in the reply box first.
2. To bold a word or a sentence, highlight it first with the mouse, click next on the bold symbol **B**.
3. To underline a word, select it first and then click on **U**
4. To quote someone, select it first and then select **Code**
5. To enter a URL, type it first, select it and then click on **URL**

Example: [url] <http://www.ouaganet.com> [/url]